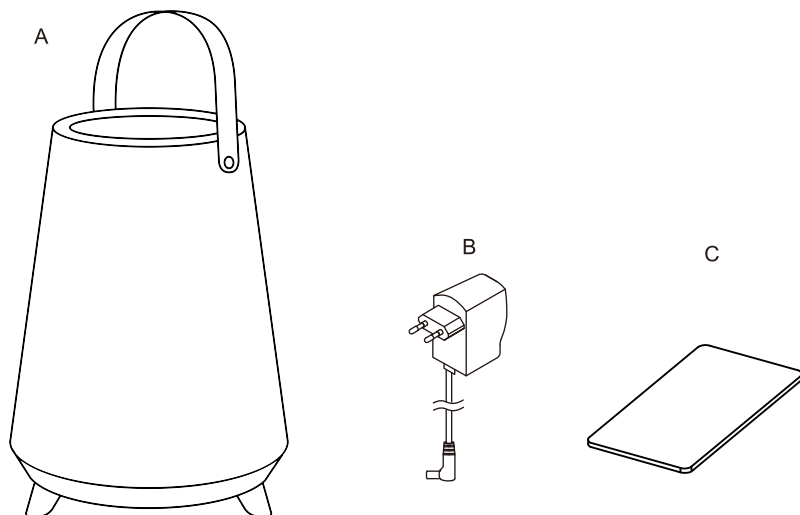


## Package contents (parts are not to scale):



Part	Description	Quantity
A	The fixture with wire	1
B	LED driver plug input AC 220-240V, output DC5V	1
C	Remote control unit	1

## TECHNICAL SPECIFICATIONS:

- Input: AC220-240V 50/60Hz, Output DC 5V 1A
- Battery type: lithium battery 4000MAH
- Power Consumption: <10W
- Bluetooth receiving distance: 10m
- When fully charged, light can last up to 8 hours
- When fully charged, light and music playing can last up to 4 hours
- Recharge time approximately 4-6 hours
- Remark: Use the LED Ice Bucket after it is charged & out of electricity connection.  
(Do not put into use when it is in charging)


## Care and Cleaning

### EXTERIOR MAINTENANCE

1. To clean the outside of the fixture, use a dry or slightly dampened clean cloth (use clean water, never a solvent) to wipe the surface of the fixture.
2. Do not use any cleaners with chemicals, solvents or harsh abrasives. Use only a dry soft cloth to dust or wipe carefully.

## LED LED RGB vinkjøler

Art Nr. 79269-041-53



Read this guide carefully before use and keep it handy for future reference.  
Use this product in conformity with the utilization precautions.

## WARNINGS:

- Do not expose the light to fire, to the high temperature, to the bright sunshine, do not submerging in water.
- The product is not intended for children use without adults' supervision.
- Do not disperse in the environment. Deliver to special waste collection centers.

## Pre-Installation

### PLANNING THE INSTALLATION

Read all instructions before assembly and installation. Before starting installation of the fixture or removal of a previous fixture, disconnect the power by turning off the circuit breaker or by removing the fuse at the fuse box. To avoid damaging this product, assemble it on a soft, non-abrasive surface such as carpet or cardboard.

### TOOLS REQUIRED

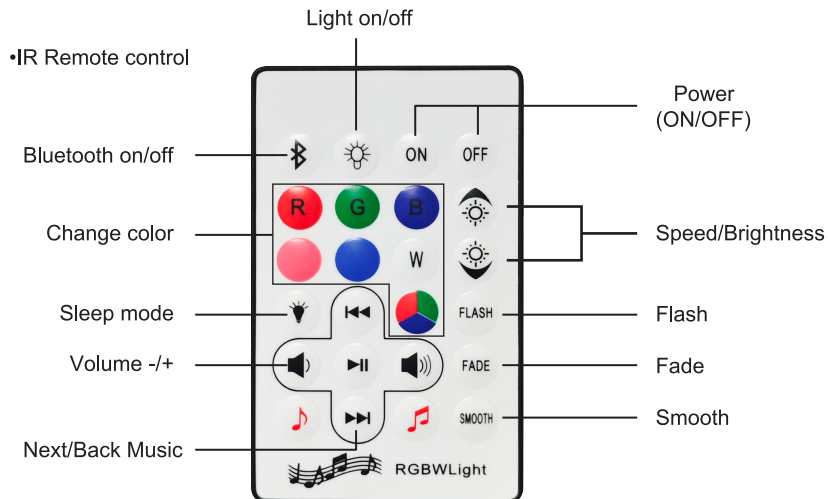


Knife

## Main features

- Brightness control and speed control
- Input: AC220-240V 50/60Hz, Output DC 5V 1A
- Battery type: lithium battery 4000MAH
- Power Consumption: <10W
- Bluetooth receiving distance: 10m
- When fully charged, light can last up to 8 hours
- When fully charged, light and music playing can last up to 4 hours
- Recharge time approximately 4-6 hours

## Remote controller functions



Note: remote controller is not waterproof and not intended for children use. Battery can be removed and replaced after running out.

## Operation guide

### ON/OFF:

1. At first use, remove the charger seal to plug input for charging. Use the supplied adaptor only. To maximize battery lifetime, wait until the product has been recharged completely.
2. The indicator light inside product is red while charging. It turns to green when battery is fully charged
3. After charging, close the input with the charger seal and ensure it is securely fastened to prevent water seepage.
4. Press and hold the button placed on the bottom to turn on the product. "Power on" will be emitted.
5. To turn the product off, press and hold the bottom placed at them bottom until you hear "power off".

### BLUETOOTH MODE:

1. Activate the Bluetooth mode on your smartphone, search for available devices and select "MTCGLOWSPKR" to establish the connection. When the association is successful, you will hear "connected". Music can now be played.
2. The connected smartphone will connect automatically next time.
3. Volume can be adjusted via the supplied remote controller or through your smartphone.

### CONNECTION OF TWO SPEAKERS:

- 1.If you own another speaker, you can connect both speakers to the same smartphone. Simply switch on both speaker, connect to one of them and the second will also connect automatically.

### LIGHT MODE:

1. Select a specific light color or light mode from the remote controller. Check "remote controller functions" for more.